

Mooney™ Flowgrid™ Slam Shut Regulator

Delivering accuracy, performance
and protection



Mooney
a Baker Hughes business



Industries

- Gas transmission
- Gas distribution
- Midstream gas
- Gas processing

Applications

- Gas pipelines
- High occupancy buildings
- City gate stations
- Point of receipt

Customer Benefits

- Easy maintenance with top entry design
- High accuracy and performance
- Over- or under-pressure protection
- Resistant to sticking caused by freezing or debris
- Durable, with only one wear component
- Integration with Flowgrid regulators or can stand alone
- Quick response time; fewer than 0.25 seconds
- Globally recognized; obtained EN 14382 certification from DVGW
- Latch mechanism eliminates false trips

Meeting your needs for downstream pressure protection

Baker Hughes has drawn upon our leading product technology and application expertise to develop the Mooney Flowgrid Slam Shut regulator. The Slam Shut regulator provides accurate, reliable secondary downstream pressure protection by shutting off the flow of gas when the sense or outlet pressure in the system either exceeds or drops below the set pressure point. The device can stand alone or be integrated with a Mooney Flowgrid regulator.

With the Mooney Flowgrid Slam Shut regulator, you get even more than a quality engineered product. The Slam Shut regulator is backed by dependable technical support from Baker Hughes and a free training video that covers the principle of operation, installation, maintenance and troubleshooting, as well as a 3-D model library. Please contact your local representative for more information.

Because Baker Hughes has an unflinching commitment to quality and safety, we have secured global PED EN 14382 certification for the Slam Shut regulator. The certification was awarded by DVGW (the German Technical and Scientific Association for Gas and Water), one of the world's most recognized industry certification bodies and the largest gas and water industry certification agency in Europe. For more information about other certifications contact your local representative.

The Flowgrid Slam Shut regulator has earned the trust of our customers around the world. This advanced technology provides the reliability and security that is necessary for success in this industry. Because the product's top entry design allows for easy maintenance, users can be more productive, which lowers overall costs and yields sustainable energy savings.



1-inch Flowgrid Slam Shut regulator

The 1-inch Slam Shut is a safety shutoff regulator that closes with a linearly acting plug. The device has bubble-tight shutoff under all rated conditions and requires no minimum differential for full shutoff. Set points are adjustable and repeatable regardless of flow rate, inlet pressure, and temperature variations.

Features

- Easy to maintain; only two bolts required to remove the entire Slam Shut assembly
- Resistant to sticking caused by freezing water or debris in pipeline
- Well-contained moving mechanical parts, which are resistant to vibration effects
- Excellent performance and accuracy across a large pressure range by changing only the spring
- External visual indicator to show when the unit is tripped
- Easy to reset; only three caps need to be removed for complete reset
- High cycle applications; only one wear component
- No pressure differential requirements for full shutoff



Figure 1
One inch Mooney Flowgrid Slam Shut



Figure 2
Two inch Mooney Flowgrid Slam Shut
regulator with over or under pressure protection.

2-inch to 6-inch Flowgrid Slam Shut regulator

The controller assembly for the Slam Shut can be supplied with either over- or under-pressure shutoff protection in three basic interchangeable configurations:

1. Series 50/51 single function controller (Figure 2), which provides either over- or under-pressure shutoff protection
2. Series 50D/51D dual function controller (Figure 3), which provides either over- and under-pressure shutoff protection and both functions are controlled by a common sense port
3. Series 50DS/51DS dual function controller (Figure 3 and 4), where each function is controlled by an independent sense port. This allows two independent locations to be monitored for an over- or under-pressure condition, each with its own set point.

A stand alone Slam Shut consists of a Flowgrid body with valve module and cover mounted on top. The pressure controller is mounted on the side of the valve module.

Features

- Virtually eliminates nuisance trips caused by vibration and sense pressure variation
- Retrofittable to existing 2-inch to 6-inch Flowgrid regulators
- Pneumatically actuated latch mechanism
- Bubble-tight shutoff with floating flapper design
- Over- or under-pressure protection, or both
- Water tight for below-grade vault installations
- Stand alone or integrated into a Flowgrid regulator
- Simple reset from front or back without removing covers
- Easy maintenance with a top entry design
- High accuracy
- Proximity Switch signals the open/closed position of the valve for remote indication (optional feature)



Figure 3
Two inch Mooney Flowgrid Slam Shut regulator with over and/or under pressure protection. A second sense port is optional.



Figure 4
Four inch Mooney Flowgrid Slam Shut regulator with over and/or under pressure protection. A second sense port is optional.

Table 1 – Specifications

	Imperial		Metric	
Sizes	1 & 2 inch 2-6 inch 2-6 inch	NPT & SWE RF Flanged BWE	DN 25 & DN 50 DN 25- DN 150 DN 25-DN150	NPT & SWE RF Flanged BWE
Pressure Class	1-inch 2-6 inch	ASME CL150 & CL300 ASME CL150, CL300 & CL600		
Types	Stand alone or integrated into Flowgrid regulator			
Pressure Protection	Standard: Over Optional: Over and/or under			
Temperature¹	-20°F to 150°F		-29°C to 65°C	
Maximum Operating Inlet Pressure²	1480 psig		102 bar	
Operating Sense Pressure				
1 inch	5 to 450 psig		0.35 bar to 31 bar	
2-6 inch	5 in. W.C. to 900 psig ³		0.69 bar to 62 bar	
Response Time	<0 .25 seconds			

1. EN 14382 restricts the minimum temperature to -4°F and -20°C.
2. Maximum Operating Inlet Pressure is limited by the pressure class. Do not exceed the rating pressure for the pressure class and material selected
3. Operating sense pressures (trip setpoint pressure) below 10 psig requires the External Control type controller and the addition of Mooney 20L pilots to provide trip action

Principle of Operation for 1-inch Slam Shut

This valve has four critical elements:

1. Closing Element
2. Force Reduction Element
3. Tripping Element
4. Sensing Element

The sensing diaphragm will move the trip shaft when the line pressure goes too high or too low. At that point, the trip shaft will disengage the force reduction element, which allows the rotating shaft to rotate and the spring to push the plug to the seat, causing full shutoff.




Table 2 – Set Point Ranges for 1-inch Slam Shut

Spring Color	Spring Range		Accuracy (% of Set Point) ¹	
	psig	Bar	Over Pressure	Under Pressure
Red	5 - 10	0.35 - 0.7	10	2.5
Plated	10 - 40	0.7 - 3	5	2.5
Blue	40 - 90	3 - 6	2.5	2.5
Purple	90 - 175	6 - 12	2.5	1.0
Black	175 - 250	12 - 17	2.5	1.0
White/Green	250 - 450	17 - 31	2.5	1.0

1. Testing per EN 14382

Table 3 – Set Point Ranges for 2-6 inch Slam Shut

Spring Color	Spring Range		Accuracy (% of Set Point) ¹	
	psig	Bar	Over Pressure	Under Pressure
Plated	10 - 40	0.7 - 3	5	5
Blue	40 - 90	3 - 6	2.5	2.5
Purple	90 - 175	6 - 12	2.5	2.5
Black	175 - 250	12 - 17	2.5	2.5
White/Green	250 - 900 ²	17 - 62 ²	2.5	2.5

Note: Set pressures as low as 5 inches of water column are possible using the External Control Slam Shut and Mooney 20L pilot. Please consult factory for more details.

1. Testing per EN 14382
2. Set pressure range is limited by the pressure class. Class 600 ratings and set pressures above 450 psig require the use the model 51 controller.

Principle of Operation for 2–6 inch Slam Shut

During normal operation the latch mechanism holds the closure element (flapper) open as shown in Figure 5. The sense or downstream pressure is monitored by the over-pressure and under-pressure controller diaphragms, which convert the sense pressure into a force proportional to the pressure. The force is counter-balanced by the set point adjustment spring located in the spring case. The adjusting screw is used to vary the spring force and control the over-pressure set point or the optional under-pressure set point.

When the downstream pressure either exceeds or is less than the pressure set point, the controller diaphragm and spring move, opening a valve. The open valve allows inlet pressure to flow to the actuator diaphragm, (see Figure 6). The pressure acts on the diaphragm, which pushes on the pin. The pin moves the “L”-shaped pawl lever and releases the flapper lever. When the flapper lever is released, a set of springs pushes the flapper valve closed and provides the initial force to seal the valve.

Once the flapper valve closes the inlet pressure is cut off as shown in Figure 7. To return the system to operation the technician closes the upstream and downstream block valves to isolate the system and bleeds off the isolated section. Repairs are then made as required to correct the cause of the over- or under-pressure condition. A ½-inch (13 mm) hex on the back side of the valve and front of the controller allows Slam Shut to be reset without removing covers. The Slam Shut is reset by rotating the flapper valve open and holding it momentarily while the actuation pressure bleeds off and the latch engages.

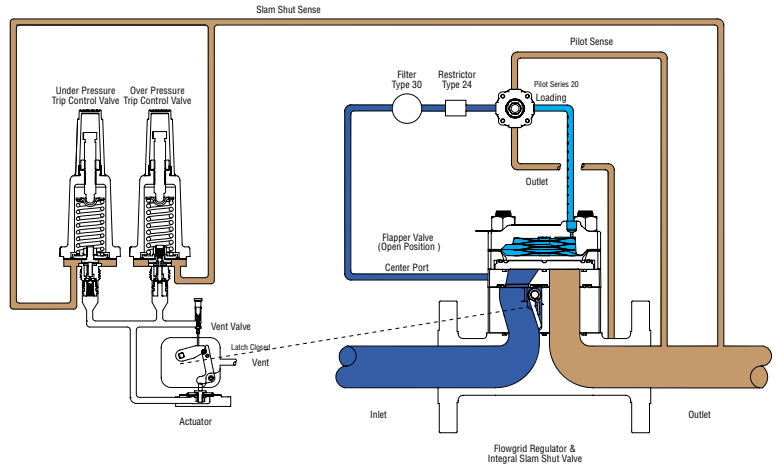


Figure 5 – Valve, Actuator & Latch Mechanism Open

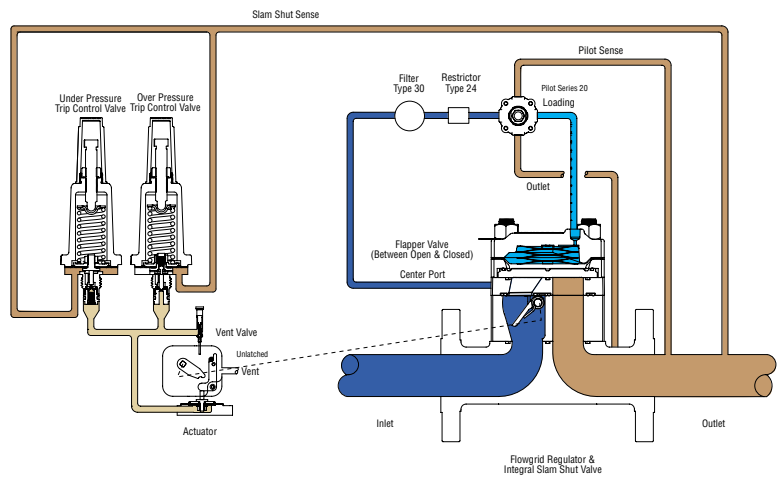


Figure 6 – Valve, Actuator & Latch Mechanism Midway

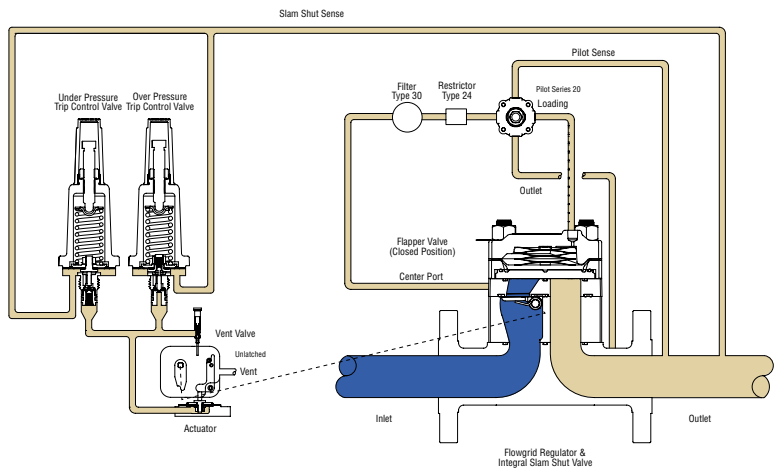


Figure 7 – Valve, Actuator & Latch Mechanism Closed

Direct Sales Office Locations

Australia

Brisbane
Phone: +61-7-3001-4319

Perth
Phone: +61-8-6595-7018

Melbourne
Phone: +61-3-8807-6002

Brazil

Phone: +55-19-2104-6900

China

Phone: +86-10-5738-8888

France

Courbevoie
Phone: +33-1-4904-9000

India

Mumbai
Phone: +91-22-8354790

New Delhi
Phone: +91-11-2-6164175

Italy

Phone: +39-081-7892-111

Japan

Tokyo
Phone: +81-03-6871-9008

Korea

Phone: +82-2-2274-0748

Malaysia

Phone: +60-3-2161-03228

Mexico

Phone: +52-55-3640-5060

Russia

Veliky Novgorod
Phone: +7-8162-55-7898

Moscow

Phone: +7-495-585-1276

Saudi Arabia

Phone: +966-3-341-0278

Singapore

Phone: +65-6861-6100

South Africa

Phone: +27-11-452-1550

South & Central America and the Caribbean

Phone: +55-12-2134-1201

Spain

Phone: +34-935-877-605

United Arab Emirates

Phone: +971-4-8991-777

United Kingdom

Phone: +44-7919-382-156

United States

Houston, Texas
Phone: +1-713-966-3600

Find the nearest local Channel Partner in your area:
valves.bakerhughes.com/contact-us

Tech Field Support & Warranty:

Phone: +1-866-827-5378
valvesupport@bakerhughes.com

valves.bakerhughes.com

Baker Hughes 